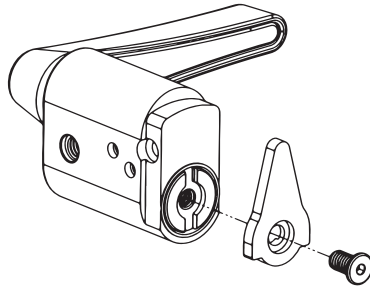
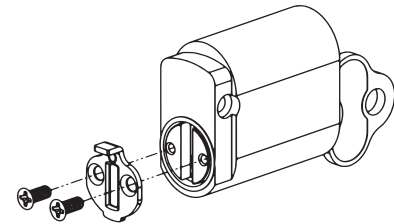
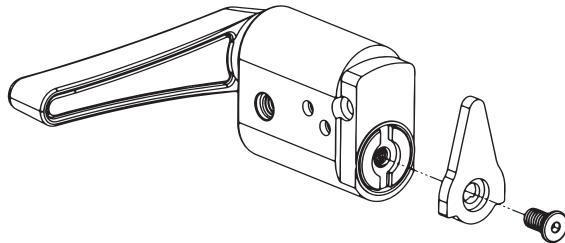


CFB-OES-DBCAMKIT INSTRUCTIONS**CAM FITTING INSTRUCTIONS****DOOR
INTERNAL SIDE
LEFT HAND SIDE****DOOR
EXTERNAL SIDE
LEFT OR RIGHT HAND SIDE****DOOR
INTERNAL SIDE
RIGHT HAND SIDE**

Revision A - September 2023

WARNING
Please keep contents
away from small children.
Suffocation Hazard.

NOTE
Please dispose of plastic
bags and other packaging
in a thoughtful manner

**LOCK & KEY** Phone: 1300 652 692 Web: www.locknkey.com.au


Distributed in Australia by
LOCK AND KEY a division on the
DAVCOR GROUP PTY LTD ABN 95 003 562 598
Distributed in New Zealand by
BABER LOCK & KEY
This product has been manufactured in Taiwan

to Lock and Key Company specifications
This product is guaranteed to be free from defects in materials and
workmanship for a period of one (1) year from the date of original
purchase. This warranty is for replacement of product only and Lock
and Key Company does not accept responsibility for any direct or
consequential damage caused by this product or its use. This warranty


Web: www.daveweb.com.au

does not cover damage that results from faulty installation or usage,
alteration or modification of the product or tarnishing of the finish
including colour change due to weather, salt or chemical. Should this
product not perform satisfactorily in its intended application, return it
to place of purchase for replacement.




CFB-OES-DBCAMKIT INSTRUCTIONS**INSTALLATION INSTRUCTIONS**

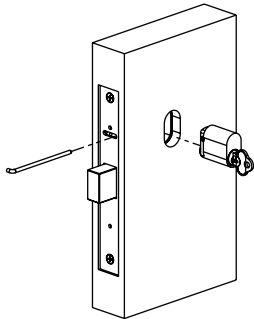
1. Ensure bolt is out. Insert CFB-OES with cam in-line with cylinder body and snib pointing to the bolt. Secure with retainer pin.



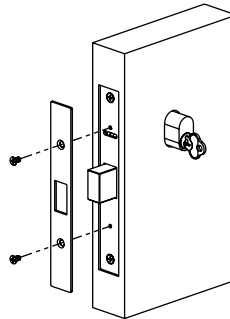
2. Rotate snib upwards until reaching a stop.



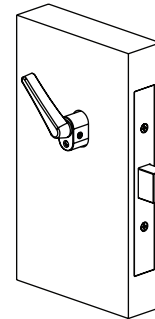
3. Insert pin and fasten tightly with allen key supplied with CFB-OES.



4. Insert oval key cylinder with O-cam fitted and secure with retainer pin.



5. Insert cover plate and secure with screws supplied with lock.



6. Installation complete.

Revision A - September 2023

WARNING
Please keep contents away from small children. Suffocation Hazard.

NOTE
Please dispose of plastic bags and other packaging in a thoughtful manner



LOCK & KEY Phone: 1300 652 692

Distributed in Australia by
LOCK AND KEY a division on the
DAVCOR GROUP PTY LTD ABN 95 003 562 598

Distributed in New Zealand by
BABER LOCK & KEY

This product has been manufactured in Taiwan

Web: www.locknkey.com.au

to Lock and Key Company specifications
This product is guaranteed to be free from defects in materials and workmanship for a period of one (1) year from the date of original purchase. This warranty is for replacement of product only and Lock and Key Company does not accept responsibility for any direct or consequential damage caused by this product or its use. This warranty

Web: www.daveweb.com.au

does not cover damage that results from faulty installation or usage, alteration or modification of the product or tarnishing of the finish including colour change due to weather, salt or chemical. Should this product not perform satisfactorily in its intended application, return it to place of purchase for replacement.